

Year 1 Parents Meeting

Tuesday 21st January 2020

Reading and
Phonics Screening Check

Aims for today

- To give an overview of how children learn to read
- To explain how children are taught reading at Guru Nanak Primary School
- To suggest strategies to support reading at home.
- Some information about the Phonics Screening in the Summer Term.

What is phonics?

- Phonics is a method for teaching reading and writing to children in primary schools introduced by the government in 2011.
- Children link sounds (phonemes) and their written form (graphemes) in order to recognise and read words, using basic units of knowledge to "decode" new or unfamiliar words.

Why is phonics the favoured teaching method?

According to the Department for Education's guidance for parents,


"Research shows that when **phonics is taught** in a structured way - **starting with the easiest sounds and progressing through to the most complex** - it is the most effective way of teaching young children to read.

It is particularly helpful for children aged 5 to 7."


How is phonics taught?

- Words are made up of just 44 sounds in English.
- **Phoneme** - the smallest unit of sound as it is spoken.
- **Grapheme** - a written symbol that represents a sound (phoneme) that's either one letter or a sequence of letters
- **Digraph** - two letters that work together to make the same sound (ch, sh, ph)
- **Trigraph** - three letters that work together to make the same sound (igh, ore, ear)
- **Split digraph** (sometimes called 'magic e') - two letters that work together to make the same sound, separated by another letter in the same word. This enables children to understand the difference in vowel sounds between, for example, grip/gripe, rag/rage, tap/tape.
- Rather than memorising words individually, children are taught a code which helps them to work out how to read an estimated 95% of the English language.






My Alphabet Mat


















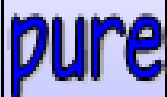

Phase 2 Sounds



Phase 3 Sounds

j	w	x	y	z	zz	qu	ch	sh
								

th	ng	ai	ee	igh	oa	oo	oo	ar
								




or	ur	ow	oi	ear	air	ure	er
							



Phase 5 Sounds

ay	ou	ie	ea	oy	ir	ue	aw	wh
								

ph	ew	oe	au	ey	a_e	e_e
						

i_e	o_e	u_e
		

Let's have a go.

tox



shin

bim



gang

vap



week

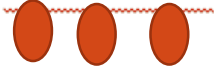
ulf



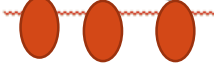
chill

Let's have a go.

tox



bim



vap




ulf



Let's have a go.

shin

The word 'shin' is written in a simple, lowercase font. A horizontal dashed green line runs through the middle of the letters. Below the line, there are two red oval shapes, one under the 'i' and one under the 'n', indicating the starting points for a stroke.

gang

The word 'gang' is written in a simple, lowercase font. A horizontal dashed green line runs through the middle of the letters. Below the line, there are two red oval shapes, one under the 'a' and one under the 'g', indicating the starting points for a stroke.

week

The word 'week' is written in a simple, lowercase font. A horizontal dashed green line runs through the middle of the letters. Below the line, there are two red oval shapes, one under the 'e' and one under the 'k', indicating the starting points for a stroke.

chill

The word 'chill' is written in a simple, lowercase font. A horizontal dashed green line runs through the middle of the letters. Below the line, there are two red oval shapes, one under the 'i' and one under the 'l', indicating the starting points for a stroke.

What is the phonics screening check?

- A simple check where children read 40 words.
- The check is based solely on the child's ability to sound out new words.
- 20 words are real words and 20 words are "alien words". Children need to be remind that the alien words are not real words and they should not try to not confuse them with real words and focus on their decoding skills.
- Children are not asked to spell these words. They only need to read them.
- Test will take place in May/June 2020. Dates will be confirmed closer to the time.

Steps to generate practice phonics test for revision

- 1) www.oxfordphonicschecksupport.co.uk
- 2) **Generate Example Screening Check.**
- 3) **Generate.**
- 4) **Open word document.**

Format of the Screening Check

Section 1

yop	mip	pid	thip
reen	shuch	shord	isk
drun	bloss	loint	chemp
that	fool	shell	shark
sweep	flash	foist	champ

Format of the screening Check

Section 2

vown	nime	zie	quigh
bregs	claink	sprot	strib
mead	quite	how	high
grand	stains	sprig	spray
photo	proper	handful	faithful

What happens next?

If your child meets the threshold.

- Data is submitted to the government.
- Child progress through year 2 as usual.
- More focus next year on spelling/grammatical concepts.

If your child doesn't meet threshold

- Data is submitted to the government.
- Child progress through year 2 as usual.
- In year 2 extra sessions and support is organised for them.
- Children will be retested in May 2020.

Reading

- Comprehension skills
- Examples from Autumn Pira Assessment
- Reading mornings start date 28.01.20

(Tuesday) 8.15am-8.35am

Reading VIPERS

- **V -vocabulary**
- **I - inference**
- **P - prediction**
- **E- explain**
- **R-retrieval**
- **S- sequence**

Bug Club

- Weekly books to read and listen to.
- Example on how to use VIPERS whilst reading.

Questions?

Thank you for coming please come
and see me if you have any
questions.

