
























Year 1 Parent Meeting - Phonics and Reading

Tuesday 21st January 2020

These are the different sounds (phonemes) that the children learn in each phase. As they progress through the phases, words become more challenging and children learn digraphs (2 letters together), trigraphs (3 letters together) and split digraphs (1 vowel then a consonant then an 'e'). Phase 4 is a consolidation phase where children will put different phonemes together to make sounds when reading e.g. 'nt' in 'tent'.

My Phase 2 Sound Mat

s 	a 	t 	p 	i 	n 	m 	d 
g 	o 	c 	k 	ck 	e 	u 	r 
h 	b 	f 	ff 	l 	ll 	ss 	

My Phase 3 Sound Mat

j 	v 	w 	x 	y 	z 	zz 	qu 		
ch 	sh 	th 	ng 	ai 	ee 	igh 	oa 		
oo 	oo 	ar 	or 	ur 	ow 	oi 	ear 		
air 	ure 	er 	 www.twinkl.co.uk						

My Phase 5 Sound Mat

ay 	ou 	ie 	ea 	oy 	ir 	ue 	ue 
aw 	wh 	ph 	ew 	ew 	oe 	au 	ey 
a-e 	e-e 	i-e 	o-e 	u-e 	u-e 		

 www.twinkl.co.uk

Here is a list of useful websites that you can go on with your child to help them with their phonics learning.

- Phonic games to encourage children to sound out words to help them read. www.familylearning.org.uk/phonics_games.html
- Printable Phonic resources for phases 2, 3 and 5. www.communication4all.co.uk/http/phonicsweb.htm
- BBC KS1 Bitesize games to encourage children to sound out and spell new words. www.bbc.co.uk/bitesize/ks1/literacy
- Letters and Sounds website with free resources to support the phonics teaching programme. www.letters-and-sounds.com
- Downloadable practice tests. www.oxfordphonicschecksupport.co.uk
- Online alien word games. www.phonicsplay.co.uk
- Mr Thorne phonics with videos for each sound and tricky words. https://www.youtube.com/results?search_query=mr+thorne+phonics+videos

Steps to generate practice phonics test for revision

- 1) www.oxfordphonicschecksupport.co.uk
- 2) Generate Example Screening Check.
- 3) Generate.
- 4) Open word document.

KS1 Reading Vipers

Improving key
reading skills



Reading Vipers

Vocabulary
Infer
Predict
Explain
Retrieve
Sequence



KS1 Reading Vipers

Vocabulary

Draw upon knowledge of vocabulary in order to understand the text.

Example questions

- What does the word mean in this sentence?
- Find and copy a word which means
- What does this word or phrase tell you about
- Which word in this section do you think is the most important? Why?
- Which of the words best describes the character/setting/mood etc?
- Can you think of any other words the author could have used to describe this?
- Why do you think is repeated in this section?



KS1 Reading Vipers

Infer

Make inferences from the text.

Example questions

- Why was..... feeling.....?
- Why did happen?
- Why did say
- Can you explain why.....?
- What do you think the author intended when they said.....?
- How does make you feel?



KS1 Reading Vipers

Predict

Predict what you think will happen based on the information that you have been given.

Example questions

- Look at the book cover/blurb – what do you think this book will be about?
- What do you think will happen next? What makes you think this?
- How does the choice of character or setting affect what will happen next?
- What is happening? What do you think happened before? What do you think will happen after?
- What do you think the last paragraph suggests will happen next?



www.itsacython.com (c) 2017

KS1 Reading Vipers

Explain

Explain your preferences, thoughts and opinions about the text.

Example questions

- Who is your favourite character? Why?
- Why do you think all the main characters are girls in this book?
- Would you like to live in this setting? Why/why not?
- Is there anything you would change about this story?
- Do you like this text? What do you like about it?



www.itsacython.com (c) 2017

KS1 Reading Vipers

Retrieve

Identify and explain the key features of fiction and non-fiction texts such as: characters, events, titles and information.

Example questions

- What kind of text is this?
- Who did.....?
- Where did.....?
- When did.....?
- What happened when.....?
- Why did happen?
- How did?
- How many.....?
- What happened to.....?



www.itsacython.com (c) 2017

KS1 Reading Vipers

Sequence

Sequence the key events in the story.

Example questions

- Can you number these events 1-5 in the order that they happened?
- What happened after?
- What was the first thing that happened in the story?
- Can you summarise in a sentence the opening/middle/end of the story?
- In what order do these chapter headings come in the story?



www.itsacython.com (c) 2017